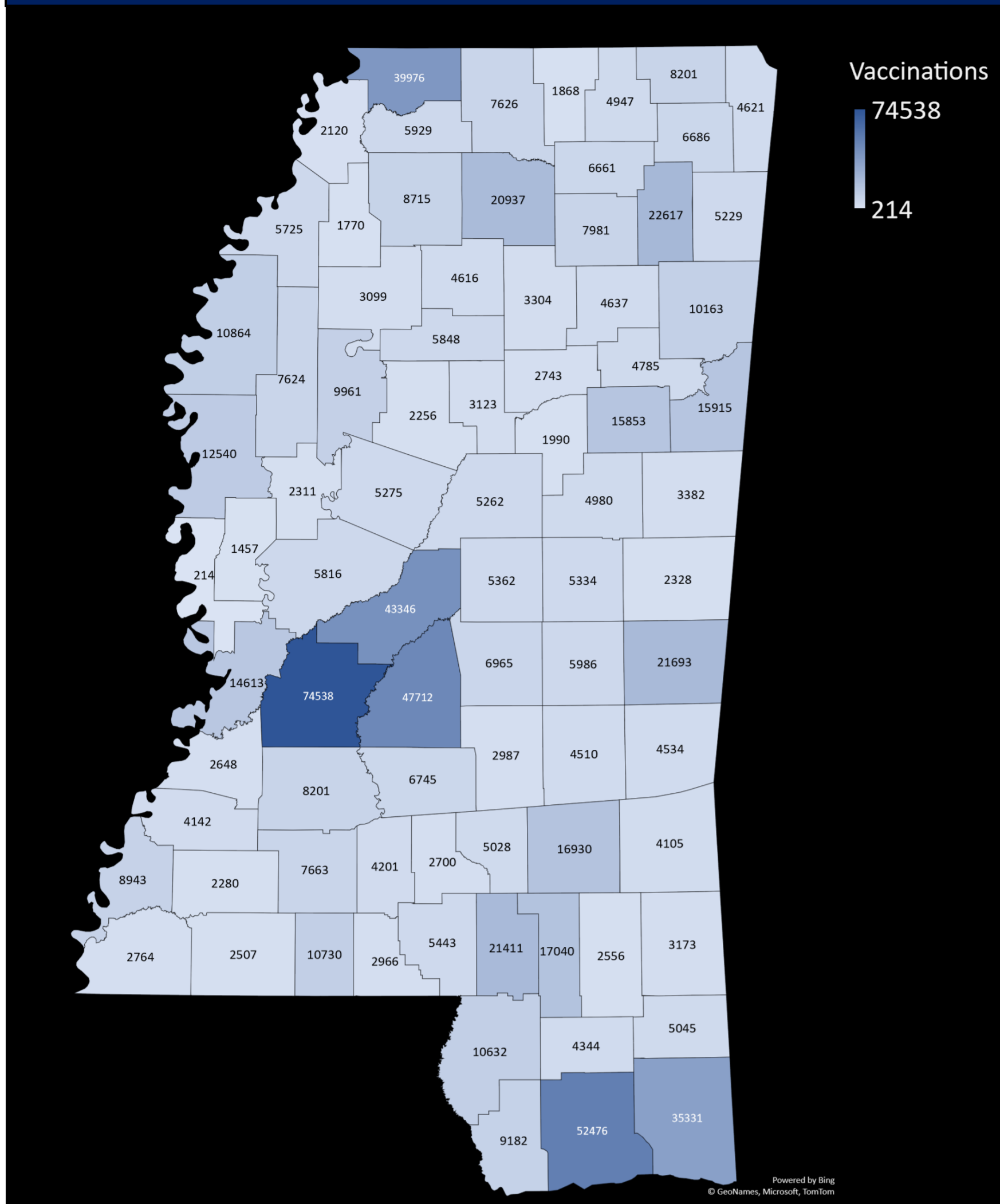


Mississippi State Department of Health COVID-19 Vaccination Reporting

Updated as of 8a.m. April 11, 2021 (Data are Provisional)

Vaccine providers administering COVID-19 vaccine are required to report the doses administered to the Mississippi Immunization Information Exchange (MIIX), the statewide immunization registry, within 24 hours after administration

Vaccine Doses Administered by County of Residence (Includes People Receiving at Least One Dose)



Total Reported Vaccinations by Mississippi Providers*

Total Doses Administered	1,451,759
People Receiving at Least One Dose**	872,378
People Fully Vaccinated***	618,693

*Includes Federal Agency Doses Administered (Bureau of Prisons, Veterans Health, Indian Health Services, Dept. of Defense)
 **One dose of Pfizer/Moderna or one dose of Johnson and Johnson vaccine
 ***Two doses of Pfizer/Moderna or one dose of Johnson and Johnson vaccine

Vaccine Doses Distributed

Fed. Pharmacy Partnership LTCF (CVS/Walgreens)	88,725
Mississippi Enrolled Providers*	1,611,560
Total	1,700,258

*Includes hospitals, private clinics, and MSDH drive through clinics

Vaccine Doses Administered by Facility

Facility	First Dose	Second Dose
Hospital	121,730	109,018
Pharmacies*	139,568	65,772
MSDH/Drive Throughs	366,144	262,382
Clinics	208,542	118,135

*Includes Doses administered in from CVS/ Walgreens LTCF Partnership

Federal Agency COVID-19 Vaccine Administration

Facility	First Dose	Second Dose
Bureau of Prisons	1,196	1,164
Veterans Health	20,311	15,192
Indian Health Service	2,988	1,423
Dept. of Defense	11,899	4,779

Vaccine Doses Administered by Race*

Race	Received at Least One Dose**	Fully Vaccinated***	Vaccinations	% of Total Doses Administered
White	468,415	351,978	799,612	60%
Black	265,047	174,251	426,057	32%
Asian	13,989	8,646	22,169	2%
AIAN****	1,225	791	1,949	0%
Pacific Islander	605	379	959	0%
Multi-racial	113	73	179	0%
Other	51,744	37,436	86,396	6%

*Those with unknown race are excluded
 **One dose of Pfizer/Moderna or one dose of Johnson and Johnson vaccine
 ***Second dose of Pfizer/Moderna or one dose of Johnson and Johnson vaccine
 ****American Indian and Alaskan Native

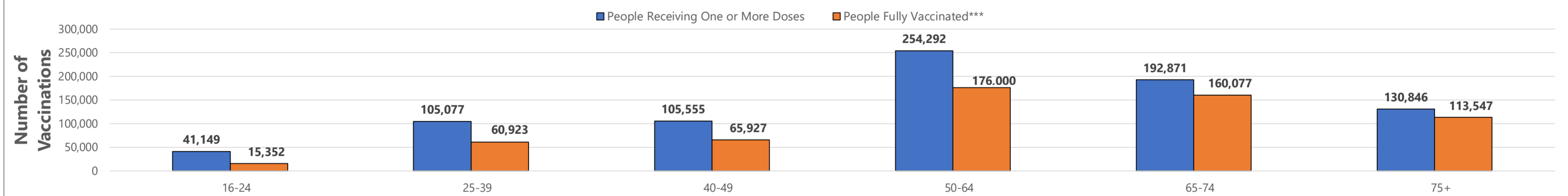
Vaccine Doses Administered by Ethnicity

Ethnicity	Received at Least One Dose*	Fully Vaccinated**	Vaccinations	% of Total Doses Administered
Not Hispanic	742,152	537,721	1,247,999	90%
Hispanic	15,285	8,031	22,528	2%
Unknown	74,600	50,321	121,534	9%

*One dose of Pfizer/Moderna or one dose of Johnson and Johnson vaccine
 **Second dose of Pfizer/Moderna or one dose of Johnson and Johnson vaccine

Age Group

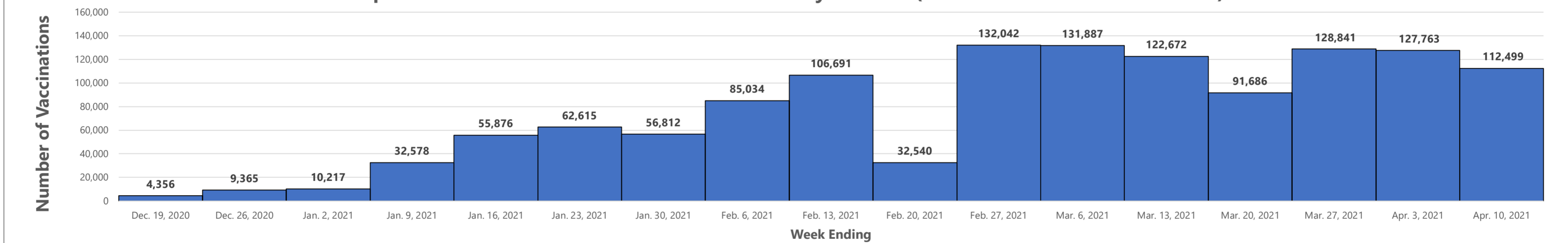
Reported People Receiving One or More Doses and People Fully Vaccinated by Age Group**



**Those with unknown ages are excluded
 ***Two doses of Pfizer/Moderna or one dose of Johnson and Johnson vaccine

Weekly Overall Totals

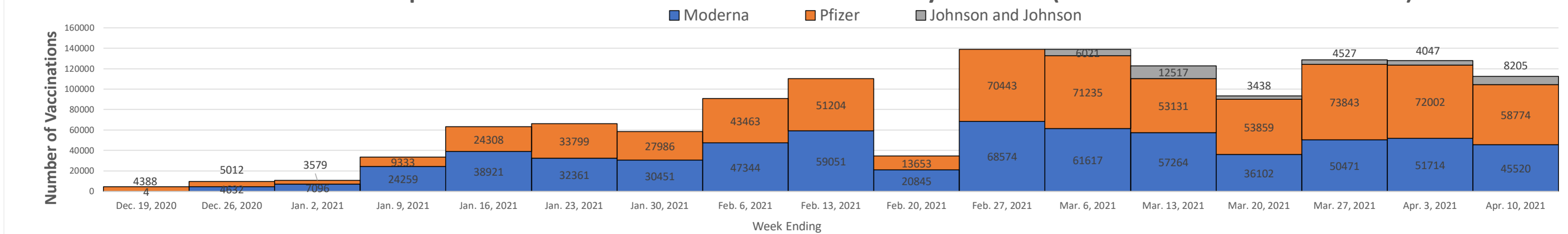
Reported COVID-19 Vaccine Doses Administered by Week*** (Includes First and Second Doses)



***Those with unknown week of vaccine administration are excluded

Weekly Dose Totals

Reported COVID-19 Vaccine Doses Administered by Week*** (Includes First and Second Doses)



***Those with unknown week of vaccine administration are excluded

Vaccine Doses Administered by County of Residence (Updated as of 8am 4/11/2021)*

County of Residence	People Receiving at least One Dose**	% of Total Pop. Receiving at least One Dose	People Fully Vaccinated***	% of Total Pop. Fully Vaccinated	Total Doses Administered
Adams	8943	29%	6309	20%	14893
Alcorn	8201	22%	6447	17%	14532
Amite	2507	20%	1848	15%	4130
Attala	5262	29%	3932	21%	9096
Benton	1868	22%	1258	15%	3022
Bolivar	10864	35%	7803	24%	18133
Calhoun	3304	23%	2469	16%	5502
Carroll	2256	22%	1630	16%	3860
Chickasaw	4637	26%	3137	18%	7549
Choctaw	1990	24%	1357	16%	3166
Claiborne	2648	29%	1618	18%	4094
Clarke	4534	29%	3278	21%	7519
Clay	4785	24%	3481	18%	7811
Coahoma	5725	25%	3928	17%	9329
Copiah	8201	29%	5539	19%	13374
Covington	5028	27%	3615	19%	8333
Desoto	39976	21%	26148	14%	65135
Forrest	17040	22%	12369	1%	28717
Franklin	2280	29%	1448	18%	3561
George	5045	20%	3912	16%	8751
Greene	3173	23%	1555	11%	4614
Grenada	5848	28%	4475	21%	10187
Hancock	9182	19%	6704	14%	15472
Harrison	52476	25%	36166	17%	87119
Hinds	74538	32%	54667	23%	126522
Holmes	5275	30%	3697	21%	8670
Humphreys	2311	28%	1485	18%	3718
Issaquena	214	16%	132	10%	347
Itawamba	5229	22%	3953	16%	8982
Jackson	35331	24%	24884	17%	59608
Jasper	4510	27%	3251	19%	7426
Jefferson	4142	58%	2697	38%	6585
Jefferson Davis	2700	24%	2022	17%	4471
Jones	16930	24%	12381	18%	28447
Kemper	2328	24%	1693	17%	3895
Lafayette	20937	38%	15499	27%	35788
Lamar	21411	33%	16292	25%	37000
Lauderdale	21693	29%	15934	21%	36512
Lawrence	4201	33%	3235	25%	7329
Leake	5362	23%	3979	17%	9167
Lee	22617	26%	16043	18%	38054
Leflore	9961	35%	6458	22%	16338
Lincoln	7663	22%	5509	16%	13261
Lowndes	15915	27%	11367	19%	26294
Madison	43346	40%	32718	30%	74360
Marion	5443	22%	4184	17%	9023
Marshall	7626	21%	4891	13%	11988
Monroe	10163	28%	6928	19%	16568
Montgomery	3123	32%	2186	21%	5257
Neshoba	5334	18%	4159	14%	9397
Newton	5986	28%	4366	20%	10068
Noxubee	3382	32%	2349	22%	5083
Oktoberfest	15853	32%	9265	18%	24409
Panola	8715	25%	6142	17%	14616
Pearl River	10632	19%	7452	13%	17258
Perry	2556	21%	2004	17%	4386
Pike	10730	27%	7371	18%	17397
Pontotoc	7981	24%	5818	18%	13434
Prentiss	6686	26%	4664	18%	11108
Quitman	1770	26%	1121	16%	2832
Rankin	47712	30%	35343	22%	81164
Scott	6965	24%	5386	19%	11979
Sharkey	1457	33%	944	22%	2380
Simpson	6745	25%	4948	18%	11146
Smith	2987	18%	2155	13%	4979
Stone	4344	23%	3341	18%	7456
Sunflower	7624	30%	4400	17%	11651
Tallahatchie	3099	22%	2236	15%	5275
Tate	5929	20%	3987	14%	9554
Tippah	4947	22%	3494	15%	8152
Tishomingo	4621	23%	3675	18%	7945
Tunica	2120	21%	1486	14%	3224
Union	6661	23%	4721	15%	11233
Walthall	2966	20%	2236	15%	4921
Warren	14613	32%	9799	21%	23867
Washington	12540	28%	8457	19%	19914
Wayne	4105	20%	2954	14%	6674
Webster	2743	28%	1977	19%	4632
Wilkinson	2764	32%	1900	21%	4498
Winston	4980	27%	3652	20%	8573
Yalobusha	4616	38%	3162	25%	7623
Yazoo	5816	19%	4024	13%	9650
Out of State	14480	N/A	9381	N/A	23173
Total	761023	26%	516580	18%	1373160

*Those with unknown county of residence are excluded
 **One dose of Pfizer/Moderna or one dose of Janssen (Johnson and Johnson) vaccine
 ***Second dose of Pfizer/Moderna or one dose of Janssen (Johnson and Johnson) vaccine